

MISS LONGSTRETH 7TH GRADE SOCIAL STUDIES


2007-2008



Welcome!

WELCOME & INTRODUCTION


Welcome Back! I hope that the end of summer finds you rested, rejuvenated, and eager for the 2007-2008 school year to begin.



I'd like to take this time to introduce myself. My name is Heather Longstreth. This is my fourth year at Linden Middle School. I graduated from Michigan State University with a Master's Degree in Curriculum and Teaching. I have also done student teaching at Williamston Middle School and substitute teaching in Ingham County for grades 6-12. As a 1998 Linden Alumni, I am very

excited to be returning to my hometown and giving back to my community.

As a Social Studies teacher, I am committed to expanding students' understanding of the world around us. Through a combined study of history, geography, and culture we will explore global diversity world-wide and connect the past to current issues in the news today.



It is my goal to create a safe, effective, challenging, and exciting learning environment for all students in my classroom. I set high expectations, but am willing to help students, in any way possible, to meet those goals. In return, I urge students to bring their curiosity, enthusiasm, and determination with them to class each day. I look forward to the triumphs and challenges of the upcoming year.

Let's work together to make it a meaningful and a positive experience for everyone :-)



Newsletter Contents

Welcome & Introduction	1
Curriculum Overview	1
Rules/Expectations	2
Routines	2
Homework	2
Grading Scale	3
Contact Information	3
Binder/Textbooks	3

Classroom Materials

- 1" 3-Ring Binder or sturdy folder labeled "Social Studies"
- Lined Paper for Binder
- Pencils/Pens
- 5 tab dividers
- Student Planner
- Cover for Social Studies Textbook

CURRICULUM OVERVIEW

The 7th grade curriculum begins with a brief review of the 5 themes of geography as they relate to the Eastern Hemisphere, which includes Africa, the Middle East, Asia, and Oceania. In each unit, we begin by studying the physical geography of each region. We identify major landforms, climate zones,

and natural resources. Historical investigation of each region ranges from achievements of ancient civilizations to debates on current political, social, or economic issues. Special focus is given to cultural characteristics of each region including language, dress, religion, food, government, technology, etc. This

will be done through extensive comparison and contrast between each region to the American perspective of social, political, and economic elements. We will be utilizing textbooks titled "Eastern Hemisphere: People, Places, and Change," "Inspired," and the "History Alive" programs.

Assignments will vary in size and depth from daily homework to bigger group projects and presentations. Throughout the year, we will also continue to develop students' critical thinking skills, commitment to core democratic values, and citizenship.

7TH GRADE RULES

Rules:

1. Follow directions the first time they are given.
2. Keep hands, feet, and objects to yourself.
3. Respect yourself, others, and all school property.

Rewards:

- Verbal Praise
- Positive contact with parents
- Extra classroom privileges
- Team rewards and activities



Consequences:

Students who choose not to follow the rules, act responsibly, or show respect

will be given a verbal warning, sign the documentation notebook, and/or be removed from class. Serious offenses will result in parental contact

MISS LONGSTRETH'S EXPECTATIONS:

- Come to class on-time and prepared with a writing utensil, social studies binder, textbook, and student planner-**EVERYDAY!!!**
- Use the restroom and go to your locker before class begins. You will not be allowed to return to your locker once class starts!
- Stop, Look, and Listen when a signal is given for teacher instruction, when acting as an audience, or during classroom discussions etc.
- Stay on-task throughout the entire class period and take advantage of

alternative options when finished early.

- Have pride in your work and show it through neat handwriting, following directions, being organized, and completing assignments on time and to the best of your ability.
- Be responsible for your personal behavior by thinking before you act, showing respect, and making choices that promote a positive learning environment
- Ask questions and seek help when you are confused, need clarification or extra instructions.
- Have a positive attitude :-)



CLASSROOM ROUTINES

Beginning Class:



Before class begins, students should sharpen their pencils and write the daily agenda in their student planner.

Once the bell rings, students should be in their seats ready to follow teacher instructions.

Ending Class:

The last few minutes of class time will be spent reviewing the day's lesson, assigning homework, answering questions, and cleaning the room. Students are to remain seated until the teacher dismisses them.

Student Work Station:

Classroom supplies are located in a labeled file cabinet at the front of the room. Students should ask permission before using markers, colored pencils, or construction/poster paper. Return all materials to the designated spot.

Leaving the Classroom:

Students must fill out their planners when leaving the classroom for any reason. Students should take the designated hall pass with them and return in a reasonable time.

Finishing Early:

Students may work on homework, read

a book, free write, draw, or organize their binders if they finish early. They should remain quiet and not disturb others.


Group work:

It is imperative that students work together in a cooperative manner, respect each other, and the tasks at hand.



HOMEWORK

Homework will be assigned Monday through Friday. These assignments will take 15-30 minutes to complete and usually will be started in class. Each day the homework assignment and due dates will be written on the board for students to copy into their planners.



Homework must be turned in ON-TIME. Students will have two late passes per quarter that will allow them to turn in an assignment one day late without penalty. All other late assignments will receive 1/2 credit or less if not completed. Any missing work will be a "0"

the grade book. Therefore, it is to your advantage to turn in late homework rather than just not turn it in at all.

Please label all papers with:

Full Name, Date, Hour

GRADING



Grades will be calculated using a cumulative grade point system. Point values for each assignment are determined based on assignment length, difficulty, and specific grading rubric components.

Grading Scale:

Over 100% = A+	79-77% = C+
100-93% = A	76-73% = C
92-90% = A-	72-70% = C-
89-87% = B+	69-67% = D+
86-83% = B	66-63% = D
82-80% = B-	62-60% = D-

Missing Work:

Students will receive 0 points for all missing assignments.

If you are Absent:

It is the *student's responsibility* to check the "Make-Up Work" bin on the counter-top if they have been absent. In it, they will find the worksheets they missed with their name on it. If they have questions about how to complete the assignment they are welcome to ask the teacher or fellow students. The amount of days they were absent will determine the amount of extra time they have before their assignments are due.

Red-line Assignments:

I will not accept assignments that are ripped, wrinkled, or illegible. In addition, if it is apparent that a student did not follow directions or put minimal effort into the assignment then it will be "red-lined" and handed back to the student to

re-due. In this case, students should schedule a conference with the teacher to discuss revisions and deadlines.

Ask Questions & Seek Help:

When you are confused, need clarification, or extra instruction ask the teacher. I will be available before school @ 7:15am, during class, after school until 3:30pm, or by appointment.



Miss Longstreth's
Contact Information:

E-mail: hlongstr@admin.linden.k12.mi.us

School Phone: (810) 591-0753

HOW TO USE YOUR BINDER

1. I suggest every student in class have a 1" 3 ring binder labeled "Social Studies".
2. Divide the binder into sections
 - Notes
 - Homework—To Do
 - Graded Work
 - Quizzes/Tests
 - Resources
3. Keep only social studies papers in this binder. Do not throw ANY papers

away until after report cards have been sent out.

4. Organization is proven to be an asset to higher student achievement, so it is my expectation that students keep their binder ORGANIZED at all times.

5. A student's BEST study tool for tests and quizzes will be the notes and worksheets in their binder. We will usually go through it on review days and highlight what they need to study.

6. If a student struggles to keep organized, please see me so I can help you

get things in order.

Bring your binder, textbook, and a writing utensil to class each day.




TEXTBOOK COVERS & EXTRA CREDIT NEWS



Help keep our textbooks looking BRAND NEW...
Cover them ASAP!



Students have access to extra credit everyday in my class. They may bring in 5 current event news articles (per quarter) about the region or topic we are studying. They must complete an extra credit summary sheet, (in a folder on the counter by turn in baskets), attach their article to it, and turn it in. By completing the extra credit, students will positively impact their grade at the end of the quarter. Other extra credit opportunities will be offered periodically throughout the year. Each opportunity is written on the board ahead of time with the due date and point value.



Thank you for taking time to read this course outline. Please sign below if you have read the course outline and understand all rules, expectations, and classroom procedures.

Student Signature

Date

Parent/Guardian Signature

Date