

IT'S EASIER IF WE ALL PULL TOGETHER




search ID: forn1189

© Original Artist
Reproduction rights obtainable from
www.CartoonStock.com

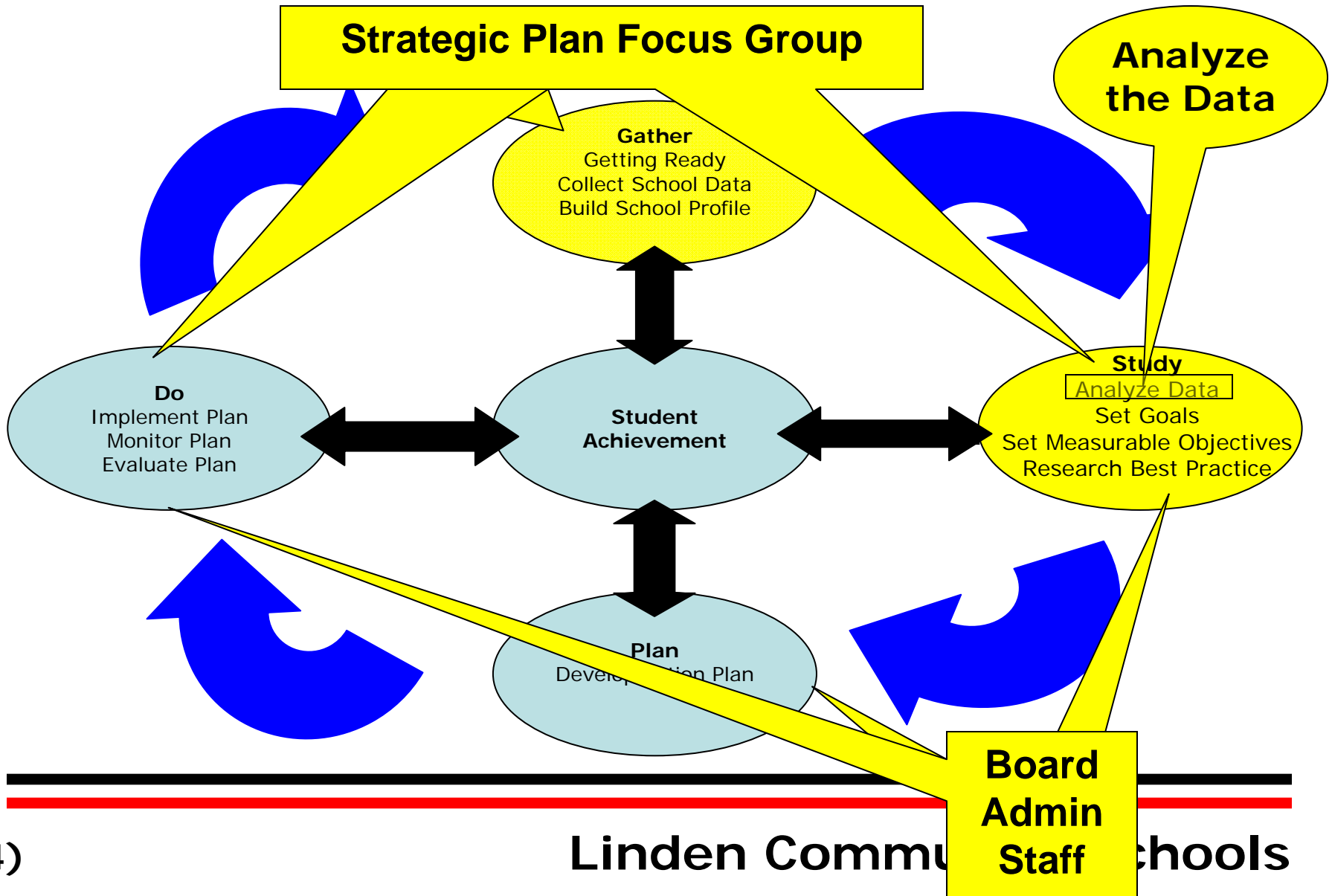
Agenda

- **Observations of Our Process from the Experts**
- **Mechanics of School Improvement**
- **Focus Group Results**
 - **Reporting Out on Data**
 - **Ten (Topics) Questions and the Seven Phrases or Functional Areas**
 - **Prioritizing the Ten Questions and Seven Functional Areas**
- **Digging Deeper – Perceptions v. Initiatives**
- **Next Steps – Where Do We Go From Here?**
- **Review of Focus Group Data by Functional Area (handout)**

Observations of the process from the experts



Mechanics of School Improvement



Focus Group Results

Count of Answers (Issue Statements) per Topic by Group

Topics (Questions)	Groups																		Sum
	1	2	3	4	5	6	7	8	9	10	11	13	14	15	16	17	18		
1 What are the greatest strengths of the Linden Community School District?	25								6	14	19								64
2 What are the greatest challenges facing the Linden Community School District?	20	20							10	19	13							25	107
3 How can school personnel work with parents and community partners to increase student academic learning?	11	9	16						9		9						11		65
4 What additional educational and enrichment programs would you like the district to offer?		19	15	16												15	10	14	89
5 Given the current economic condition of our community and state, what changes should be made in the budget in order to meet district priorities?		13	22	20	30									20	17	10			132
6 What should Linden Community School District do to increase the academic success of all students?			9	14	29	26							24	35	10				147
7 What should be done to inform the regional community and potential new families of the merits of Linden Community School District?						16	15					20	22						73
8 What do you most need or want from Linden Community School District?							23	23				16							62
9 What can Linden Community School District do to increase participation in extra curricular activities?							18	17	13		12	9							69
10 What facility improvements should be made district-wide?								6	4	15	17								42

Focus Group Results

Count of Answers (Issue Statements) per Topic by Group

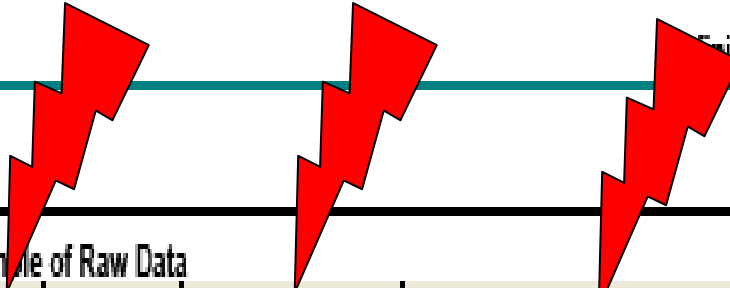
Topics (Questions)	Groups																		Sum
	1	2	3	4	5	6	7	8	9	10	11	13	14	15	16	17	18		
1 What are the greatest strengths of the Linden Community School District?	25								6	14	19								64
2 What are the greatest challenges facing the Linden Community School District?	20	20							10	19	13							25	107
3 How can school personnel work with parents and community partners to increase student academic learning?	11	9	16						9		9						11		65
4 What additional educational and enrichment programs would you like the district to offer?		19	15	16												15	10	14	89
5 Given the current economic condition of our community and state, what changes should be made in the budget in order to meet district priorities?		13	22	20	30										20	17	10		132
6 What should Linden Community School District do to increase the academic success of all students?			9	14	29	26								24	35	10			147
7 What should be done to inform the regional community and potential new families of the merits of Linden Community School District?						16	15						20	22					73
8 What do you most need or want from Linden Community School District?							23	23					16						62
9 What can Linden Community School District do to increase participation in extra curricular activities?							18	17	13		12	9							69
10 What facility improvements should be made district-wide?								6	4	15	17								42

850

Reporting Out on Data

Linden - 2010

Definitions of Formulas



Example of Raw Data													
Group #	Topic area#	Topic	Issue Statement	7	6	5	4	3	2	1	Total Rating	Strength	Standardized Phrase #
4	4	What additional ed	Teach & utilize more technology	5	0	1	0	0	0	0	40	6.8887	7
4	4	What additional ed	mentor programming	1	2	0	2	1	0	0	30	5	1
4	4	What additional ed	gifted & talented	2	0	2	1	1	0	0	31	5.1667	1
4	4	What additional ed	Earlier ACT prep	3	0	0	2	1	0	0	32	5.3333	1
4	4	What additional ed	Enrichment for technology	1	4	1	0	0	0	0	36	6	7

Score = how many people in group voted 7 (important) to 1 (less significant)

Total Rating = (7thscore) + (6thscore) + (5thscore) + (4thscore) + (3thscore) + (2thscore) + (1stscore)

Example of Total Rating - "Classroom Technology Standard" = 7*4 + 6*0 + 5*1 + 4*0 + 3*0 + 2*0 + 1*0 = 33

Strength = Total Rating / sum of scores

Example of Strength = 33/(4+0+1+0+0+0+0) = 6.6

Ten (Topics) Questions and the Seven Phrases or Functional Areas

- **Academic Programs/Student Performance**
- **Administration/Management**
- **Budget/Cost Effectiveness**
- **Communication/Community & Customer Relations**
- **Facilities/Operations**
- **Leadership/Governance**
- **Technology**

Reporting Out on Data

Linden - 2010

Highest Priority by Topic

Topic #	Topic	Standardized Phrase	Total Score (Sum of Strength)	Count Of Issue Statements
6	What should Linden Community School District do to increase the academic success of all students?		769.28	147
		Academic Programs/Student Performance	407.19	77
		Administration/Management	183.31	36
		Communication/Community & Customer Relations	107.25	21
		Technology	65.68	12
		Leadership/Governance	5.86	1
5	Given the current economic condition of our community and state, what changes should be made in the budget in order to meet district priorities?		674.91	132
		Budget/Cost Effectiveness	261.78	52
		Administration/Management	174.60	35
		Facilities/Operations	82.29	15
		Communication/Community & Customer Relations	72.21	14
		Technology	36.13	7
		Academic Programs/Student Performance	32.90	6
		Leadership/Governance	15.00	3

Reporting Out on Data

Linden - 2010

Highest Priority by Topic

Topic #	Topic	Standardized Phrase	Total Score (Sum of Strength)	Count Of Issue Statements
2	What are the greatest challenges facing the Linden Community School District?		550.55	107
		Academic Programs/Student Performance	223.92	45
		Administration/Management	124.03	24
		Budget/Cost Effectiveness	109.87	19
		Communication/Community & Customer Relations	46.74	10
		Facilities/Operations	19.92	4
		Leadership/Governance	14.54	3
		Technology	11.54	2

(10)

Reporting Out on Data

Linden - 2010

Highest Priority by Topic

Topic #	Topic	Standardized Phrase	Total Score (Sum of Strength)	Count Of Issue Statements
4	What additional educational and enrichment programs would you like the district to offer?		455.83	89
		Academic Programs/Student Performance	344.86	68
		Technology	54.49	10
		Communication/Community & Customer Relations	37.59	7
		Administration/Management	8.73	2
		Budget/Cost Effectiveness	6.40	1
		Facilities/Operations	3.75	1
7	What should be done to inform the regional community and potential new families of the merits of Linden Community School District?		401.39	73
		Communication/Community & Customer Relations	305.56	56
		Technology	59.52	10
		Academic Programs/Student Performance	27.48	5
		Facilities/Operations	8.83	2

Reporting Out on Data

Linden - 2010

Highest Priority by Topic

Topic #	Topic	Standardized Phrase	Total Score (Sum of Strength)	Count Of Issue Statements
9	What can Linden Community School District do to increase participation in extra curricular activities?		378.93	69
		Academic Programs/Student Performance	150.61	27
		Communication/Community & Customer Relations	108.99	19
		Administration/Management	43.79	9
		Budget/Cost Effectiveness	34.50	6
		Technology	28.76	5
		Facilities/Operations	12.29	3
3	How can school personnel work with parents and community partners to increase student academic learning?		370.77	65
		Communication/Community & Customer Relations	185.89	32
		Academic Programs/Student Performance	90.84	16
		Technology	80.19	14
		Administration/Management	8.98	2
		Budget/Cost Effectiveness	4.88	1

Reporting Out on Data

Linden - 2010

Highest Priority by Topic

Topic #	Topic	Standardized Phrase	Total Score (Sum of Strength)	Count Of Issue Statements
8	What do you most need or want from Linden Community School District?		357.54	62
		Academic Programs/Student Performance	213.88	37
		Administration/Management	46.40	8
		Communication/Community & Customer Relations	43.18	8
		Technology	23.93	4
		Facilities/Operations	18.15	3
		Budget/Cost Effectiveness	12.00	2
1	What are the greatest strengths of the Linden Community School District?		339.91	64
		Academic Programs/Student Performance	100.15	20
		Administration/Management	97.02	17
		Communication/Community & Customer Relations	79.04	15
		Leadership/Governance	21.38	4
		Facilities/Operations	20.72	4
		Technology	16.61	3
		Budget/Cost Effectiveness	5.00	1

Reporting Out on Data

Linden - 2010

Highest Priority by Topic

Topic #	Topic	Standardized Phrase	Total Score (Sum of Strength)	Count Of Issue Statements
10	What facility improvements should be made district-wide?		201.38	42
		Facilities/Operations	192.38	40
		Technology	5.00	1
		Budget/Cost Effectiveness	4.00	1
		Grand Total	4500.49	850

Reporting Out on Data

Linden - 2010

Highest Priority by Functional Area

<i>Priority</i>	<i>Standardized Phrase</i>	<i>Frequency of Issue</i>	<i>Total of Score</i>
1	Academic Programs/Student Performance	301	1591.84
2	Communication/Community & Customer Relations	182	985.44
3	Administration/Management	133	685.86
4	Budget/Cost Effectiveness	83	438.42
5	Technology	68	381.85
6	Facilities/Operations	72	358.32
7	Leadership/Governance	11	56.77

850

Now prioritized, the Board will be able to study the group statements to develop goals for the priority functional areas. The data file titled "Standardized Phrases Alpha by Strength and Rating" will allow the Board, admin, and staff easy access to each focus group's data.

Digging Deeper



Definitions

What do you already know?

What data do you need to know?

What additional information/data do you need to know?

Where can the information/data be found?

Demographic or Contextual Data

Describes our students, staff, building, and community

Achievement/ Student Outcome Data

How our students perform on local, state and federal assessments (subgroups)

Process Data

The policies, procedures, and systems we have in place that define how we do business

Perception Data

Opinions of staff, parents, community and students regarding our school

Digging Deeper



Examples

What do you already know?
What data do you need to know?
What additional information/data do you need to know?
Where can the information/data be found?

Demographic or Contextual Data

Student Subgroups
Enrollment
Attendance
Parent Involvement
Teaching Staff

Achievement/ Student Outcome Data

Local Assessments
State Assessments
National Assessments

Process Data

Policies & Procedures

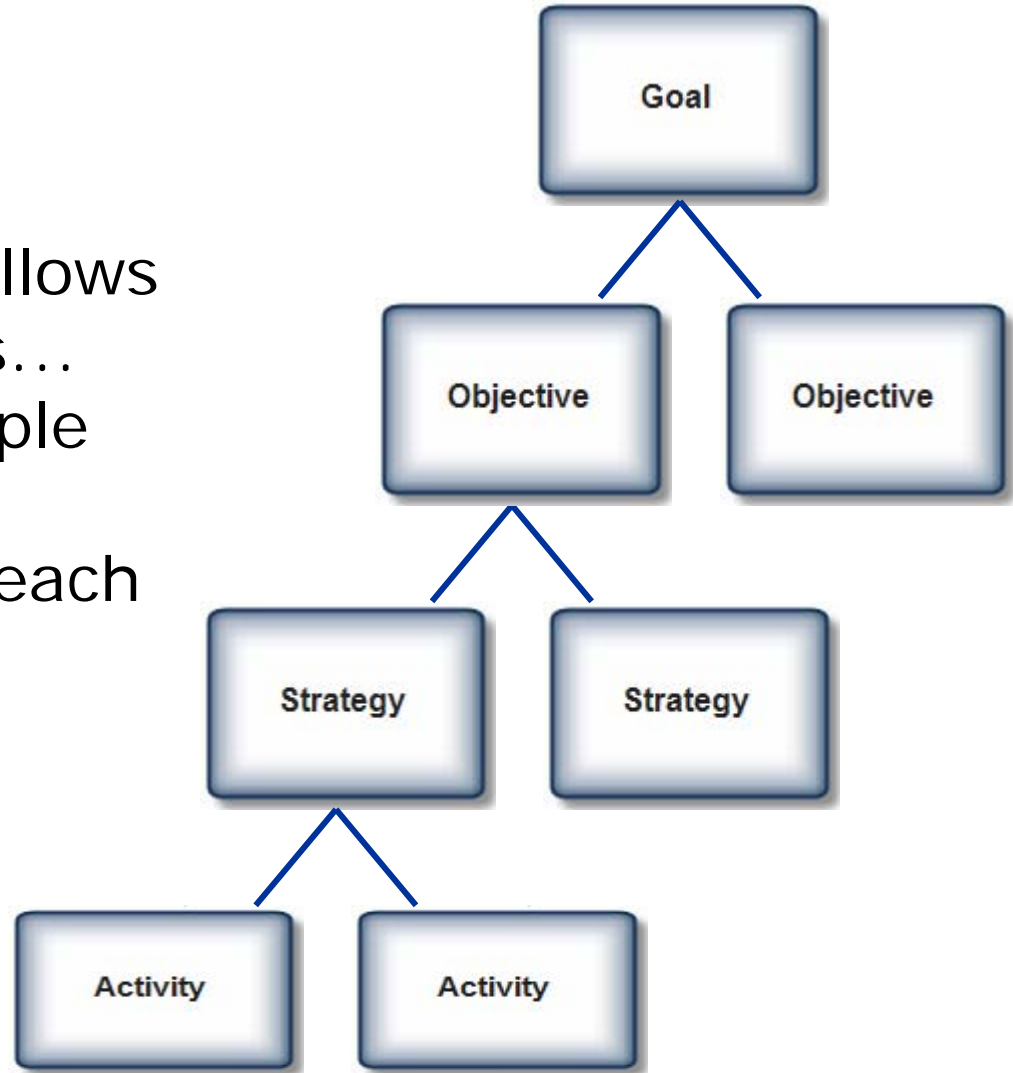
School Process
Rubrics (40 or 90)
Or SA/SAR (NCA)

Perception Data

Survey Data
Opinions
Focus Group Data

Next Steps

Setting a goal really allows for multiple objectives... which allows for multiple strategies...leading to multiple activities for each strategy



Where Do We Go From Here?

Board: (Board Retreat at LMS – Public Meeting)

Refine those areas into priorities in order to begin establishing goal statements

Establish Goal Statements for each of the identified priority functional areas

Admin/Staff:

Develop objectives, strategies, activities, and measurements in each functional area identified by the Board for the Strategic Plan

Board: (Board Work Session and Regular Meetings)

Review, give guidance, and approve the Strategic Plan

Review of Focus Group Data Files

- **Count of Answers** (Slide 5 & 6)
- **Report Definitions** (Slide 7)
- **Linden Highest Priority** (Slide 15)
- **Highest Priority by Topic** (Slides 9-14)
- **Standardized Phrases Alpha by Strength and Rating** (Slide 21 & 23)
- **Group Summary Report** (Slide 22)

Strategic Planning

Linden - 2010

Order by Standardized Phrases, Strength (Desc), Total Rating (Desc)

Strength and Rating

Group Issue Statement

Standardized Phrases Academic Programs/Student Performance

Average Of Total Rating 38.55

7	students prepared for college	7.00	63
7	other programs offered outside of academics	6.89	62
18	providing best of education possible	6.88	55
3	after-school tutoring assistance	6.86	48
3	signed off progress reports for parents	6.86	48
3	stiffer eligibility for sports	6.86	48
3	honor roll recognition - (other levels)	6.83	41
2	maintaining quality of programs	6.83	41
13	allow students to participate in activities for free-very reduced price, etc. "free" or "reduced" price	6.80	68
7	give students a competitive edge	6.78	61
7	provide quality education	6.78	61
3	effective management	6.71	47
3	enrichment programs - elementary to middle school - middle school to high school to beyond	6.71	47
3	kids that are well-prepared for their next step in life	6.70	67
3	diverse class offerings	6.67	60
4	differentiated instruction	6.67	40
3	educate them on importance of upper education	6.67	40
3	poor academics - lesson scared straight program	6.67	40
4	tutoring	6.67	40
8	prepare kids for college	6.63	53
17	offer high school level of basic life training ex. Checkbook	6.62	33

Standardized Phrases Alpha by Strength

(21)

Strategic Planning

Linden - 2010

Group Summary Report (sorted by Group, strength)

Topic	Issue Statement	Total Rating	Votes							Strength	Standardized Phrase #	
			7	6	5	4	3	2	1			
Group # 1												
What are the greatest challenges facing the Linden Community School District?	money \$\$\$	56	8	0	0	0	0	0	0	0	7.00	4
What are the greatest strengths of the Linden Community School District?	personable teachers/highly qualified	53	5	0	0	0	0	0	0	0	6.63	3
What are the greatest challenges facing the Linden Community School District?	balancing the budgets with cuts	50	3	0	2	0	0	0	0	0	6.50	4
How can school personnel work with parents and community partners to increase student academic learning?	communication improvement w/parents	50	5	2	0	0	1	0	0	0	6.25	7
What are the greatest strengths of the Linden Community School District?	quality of teaching staff	50	4	3	0	1	0	0	0	0	6.25	3
What are the greatest strengths of the Linden Community School District?	involved and supportive parents	49	3	3	2	0	0	0	0	0	6.13	5
What are the greatest strengths of the Linden Community School District?	strength of community	49	4	2	1	1	0	0	0	0	6.13	1
How can school personnel work with parents and community partners to increase student academic learning?	collaboration	48	3	2	3	0	0	0	0	0	6.00	1
What are the greatest challenges facing the Linden Community School District?	state budget regulations/i.e.. No child left behind, RTTT	48	2	4	2	0	0	0	0	0	6.00	2
What are the greatest challenges facing the Linden Community School District?	state budgeting rules	48	6	0	0	1	0	1	0	0	6.00	3
What are the greatest strengths of the Linden Community School District?	school board	47	4	2	1	0	0	1	0	0	5.88	2
What are the greatest challenges facing the Linden Community School District?	keeping up with technology	47	4	2	1	0	0	1	0	0	5.88	7
What are the greatest strengths of the Linden Community School District?	strong administrative staff	47	4	1	1	2	0	0	0	0	5.88	3
What are the greatest strengths of the Linden Community School District?	Supt. Koledo	47	5	0	2	0	0	1	0	0	5.88	3
What are the greatest challenges facing the Linden Community School District?	career counseling for students	46	3	3	1	0	0	1	0	0	5.75	1
What are the greatest strengths of the Linden Community School District?	fine arts/music programs	46	1	4	3	0	0	0	0	0	5.75	1
What are the greatest strengths of the Linden Community School District?	good communication/interaction between students & teachers	46	3	1	3	1	0	0	0	0	5.75	7
What are the greatest strengths of the Linden Community School District?	AP classes offered	45	4	0	1	3	0	0	0	0	5.63	1

Group Summary Report

1.Academic Programs/Student Performance

Planning

- | |
|--|
| 1. Continue to prepare students for the challenges of college |
| 2. Ensure students are challenged/supported at all learning levels, K-12 |
| 3. |
| 4. |

Standardized Phrases *Academic Programs/Student Performance*
 Average Of Total Rating 38.55

7	students prepared for college	7.00	63
7	other programs offered outside of academics	6.89	62
18	providing best of education possible w/LIMH80	6.88	55
3	afterschool tutoring assistance	6.86	48
3	signed off progress reports for parents	6.86	48
3	stiffer eligibility for sports	6.86	48
3	honor roll recognition group middle school way - (other levels)	6.83	41
2	maintaining quality of education	6.83	41
13	allow students to come to activities for free-very reduced price, etc. "free hotdog"	6.80	68
7	give students competitive edge	6.78	61
7	provide quality education	6.78	61
3	money management	6.71	47
3	transition programs - elementary to middle school - middle school to high school to beyond	6.71	47
13	kids that are well-prepared for their next step in life	6.70	67
7	diverse class offerings	6.67	60
4	differentiated instruction	6.67	40
3	educate them on importance of upper education	6.67	40
3	poor academics - lesson scared straight program	6.67	40
4	tutoring	6.67	40
8	prepare kids for college	6.63	53
17	offer high school level of basic life training ex. Checkbook balance, budgeting	6.60	33
11	academic achievement	6.57	46
3	academic opportunities for students in summer	6.57	46
15	idea share with other successful districts	6.57	46
15	more available advanced curriculum	6.57	46
7	AP classes offered	6.56	59

Questions?

