
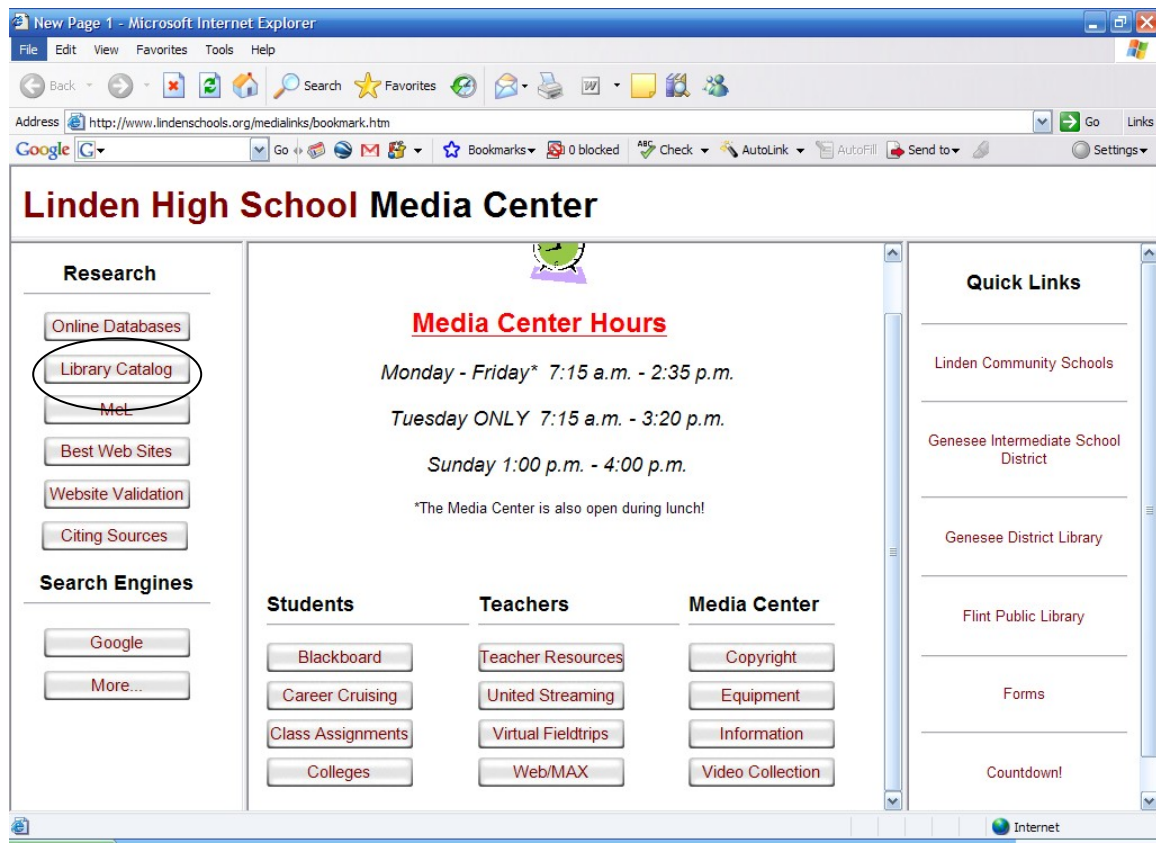


To access the Media Center's website, click on the *Internet Explorer* icon.  
If the homepage (see below) does not appear, type in the following address:  
[www.lindenschools.org/medialinks/bookmark.htm](http://www.lindenschools.org/medialinks/bookmark.htm)

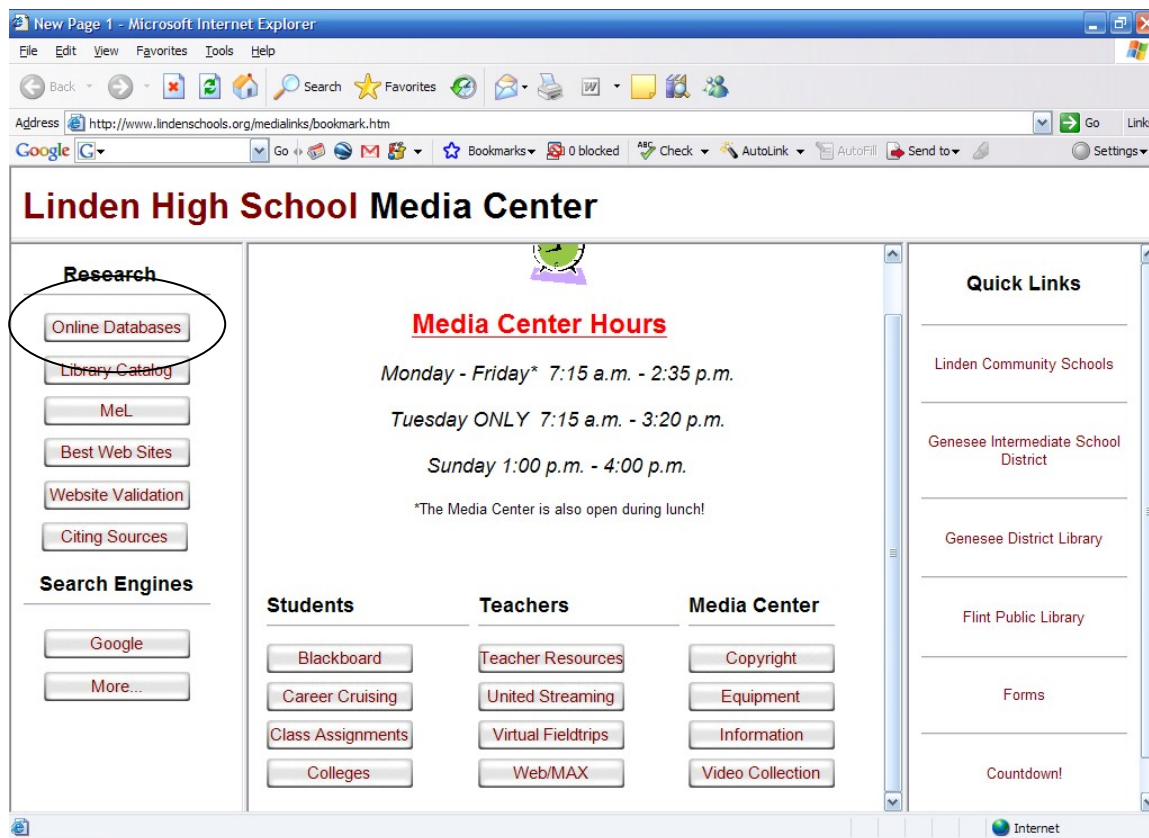
To search for a **BOOK** in the Library:

1. Click on *Library Catalog* (circled below).
2. You can search for a book according to keyword, titles, author, or subject.  
**Hint:** Subject searches look for a broad topic; keyword searches look for that specific topic.
3. If you see this symbol  next to your search results, that means there are several reliable websites you can access for information on your topic.




To use on of the **ONLINE DATABASES** in the Media Center:

1. Click on *Online Databases* (circled below).




2. Databases are compilations of the most reliable, up to date information possible for your research. **Note:** If you are using Google or another search engine for your research you will have to scrutinize the information you find very carefully to learn if it is from a reliable source and if it is, in fact, factual.

## Online Databases



**Mott Community College Library Resources**  
Online resources include *CultureGrams*, *Opposing Viewpoints*, *SIRS Researcher*, and *World Book Online*. **LHS students and staff may only access these resources at school.**



**FACTS.com**  
***World News Digest: U.S. and World News from 1940 to Present & Issues and Controversies in American History***  
Two databases in one! Click on the tabs at the top of the page to select the database you wish to use.  
**See Media Center staff for login and password.**



### **World Book Online Encyclopedia**

See Media Center staff for login and password to access this database at home



### **CQ Researcher Online**

Controversial topics addressed in a balanced, unbiased manner.  
**See Media Center staff for login and password.**



### **FirstSearch**

Connecting you to information in a wide range of subjects in 15 databases. **May be accessed from home using MeL.**

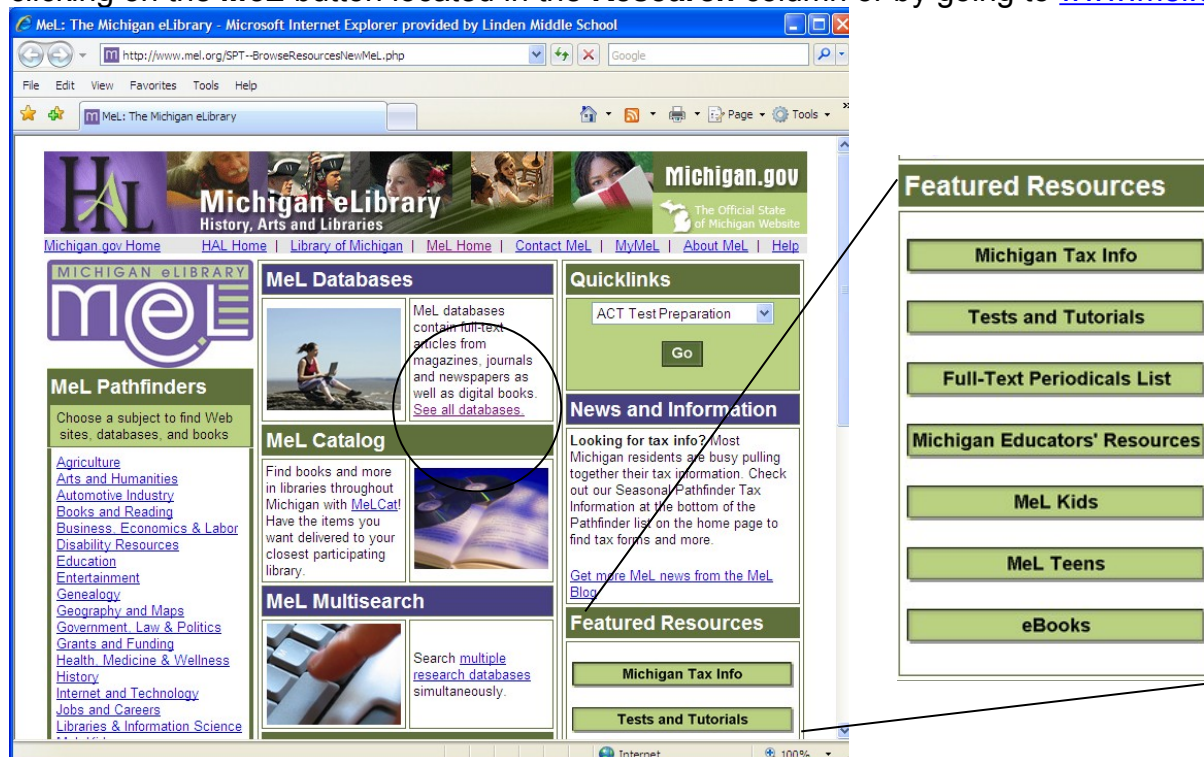


### **Infotrac Gale Group Databases**

This group of databases includes **Infotrac**. Use these general interest and health databases to search magazines, full text newspapers, and reference books. **May be accessed from home using MeL.**

3. You may access all of the databases from home except the Mott databases. Logins and passwords are required for Facts.com, CQ Researcher, and World Book Encyclopedia Online. You can get logins and passwords in the Media Center.

Michigan electronic Library (MeL) can be accessed from the media center's website by clicking on the **MeL** button located in the **Research** column or by going to [www.mel.org](http://www.mel.org).



1. **MeL Database** (circled above) provides free access (from school or home) to several excellent databases.

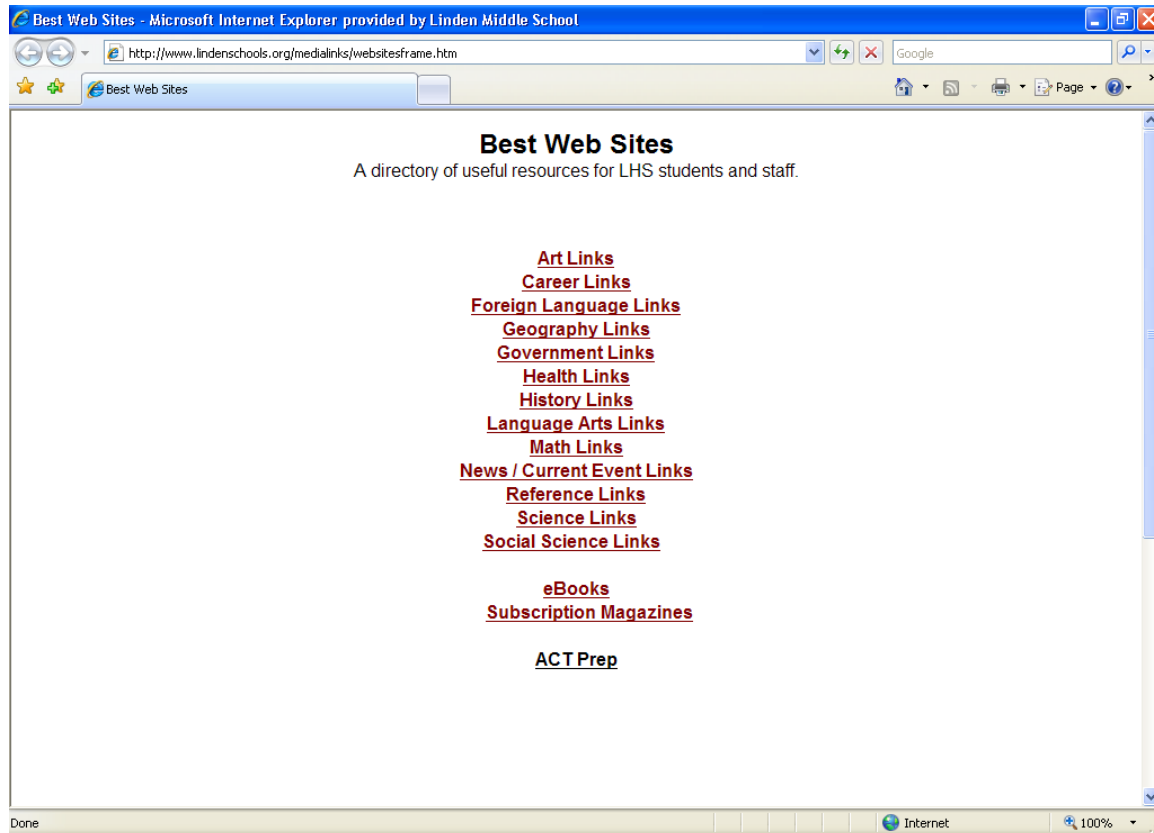
2. **InfoTrackOneFile** and **WilsonSelectPlus** (listed under MeL Databases) will be your best bet for researching. **InfoTrack** contains full text, current magazine, journal, and newspaper articles. **WilsonSelectPlus** contains all full text articles from magazines and journals. Be careful when using some of the databases listed on the MeL because several are simply indexes, and they won't give you full text articles!

3. The **Test and Tutorials** Link (under featured resources) provides a link to the **Learning Express Library**. This site provides a wide range of practice tests ranging from a U.S. Citizenship test to A.P. and ACT tests.

4. The **MeL Teens** page (under featured resources), contains the databases that are used the most by teens for research and school projects.

**Note:** If accessing mel.org from home, you may be asked to enter your driver's license number. If you don't have a driver's license number, type in 1 letter and any 12 numbers (this simulates a driver's license number). The state of Michigan does not track the numbers you put in; it's simply a way to keep non-Michigan residents from using this resource.

**Best Web Sites** can be accessed from the media center's website by clicking on the **Best Web Sites** button located in the **Research** column. These are websites that teachers have used or asked us to make available.



Any website found on the "free web" (Google) must be scrutinized carefully to make sure it's factual and reliable. Click on **Website Validation** button on the Media Center's website under **Research** to see a form that will guide you through the validation process. These forms may be printed out and reused through your research.

Need help with **Citing Sources**? Click on the **Citing Sources** button on the Media Center's

website under **Research** to see links that will guide you through the citing sources whether it be MLA or APA.

**Note:** Your teacher may provide handouts stating witch format for citing sources they want you to use, so please check with your teacher before using these links.

